



October

Monday	Tuesday	Wednesday	Thursday
<p style="text-align: right;">Sept. 30</p> <p>Look at each set of rhyming pictures. Try to spell the words that rhyme correctly.</p>	<p style="text-align: right;">1</p> <p>Write the room: Find a word that begins with each letter and write it on the line.</p>	<p style="text-align: right;">2</p> <p>Look at each number. Write the number that is one LESS than the number written.</p>	<p style="text-align: right;">3</p> <p>Say each picture and clap the number of syllables in each word. Circle the number of syllables you hear.</p>
<p style="text-align: right;">7</p> <p>Look at each picture. Draw a line connecting each set of two pictures that rhyme.</p>	<p style="text-align: right;">8</p> <p>Write the room: Find a word that begins with each letter and write it on the line.</p>	<p style="text-align: right;">9</p> <p>Start at 12 and count orally to 30 for someone in your family. Write the numbers on the lines.</p>	<p style="text-align: right;">10</p> <p>Find a picture in a magazine that starts with each letter. Glue it next to the letter it begins with.</p>
<p style="text-align: right;">14</p> <p>Have an adult read you a book. Draw a picture of the main character and the setting.</p>	<p style="text-align: right;">15</p> <p>Write the room: Find a word that begins with each letter and write it on the line.</p>	<p style="text-align: right;">16</p> <p>Look at each pattern. Draw what comes next on the lines.</p>	<p style="text-align: right;">17</p> <p>Look at each picture. Write the letter sound that you hear at the beginning of each word.</p>
<p style="text-align: right;">21</p> <p>Look at the picture. Write a simple sentence about the picture.</p>	<p style="text-align: right;">22</p> <p>Write the room: Find a word that begins with each letter and write it on the line.</p>	<p style="text-align: right;">23</p> <p>Count the objects in different arrangements and write the number on the line.</p>	<p style="text-align: right;">24</p> <p>Decide if each shape is a flat shape (2D) or a solid shape (3D). Write your answer on the line.</p>
<p style="text-align: right;">28</p> <p>Say each picture and clap the number of syllables in each word. Circle the number of syllables you hear.</p>	<p style="text-align: right;">29</p> <p>Write the room: Find a word that begins with each letter and write it on the line.</p>	<p style="text-align: right;">30</p> <p>Count the different kinds of candy. Graph your results.</p>	<p style="text-align: right;">31</p> <p>Figure out which word belongs in each set of boxes and write it correctly in the boxes.</p>

Monday


Look at each set of rhyming pictures.
Try to spell the words that rhyme correctly.



ten




Sam



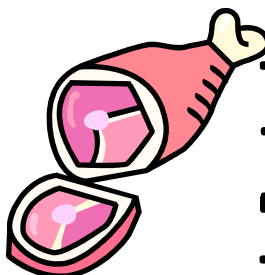
Handwriting practice lines (solid top and bottom, dashed middle) for the word 'chicken'.



Handwriting practice lines (solid top and bottom, dashed middle) for the word 'jam'.



Handwriting practice lines (solid top and bottom, dashed middle) for the word 'pen'.



Handwriting practice lines (solid top and bottom, dashed middle) for the word 'ham'.

Tuesday

Write the room: Find a word that begins with each letter and write it on the line.

m

Handwriting practice lines (solid top and bottom, dashed middle) for the letter 'm'.

a

Handwriting practice lines (solid top and bottom, dashed middle) for the letter 'a'.

s

Handwriting practice lines (solid top and bottom, dashed middle) for the letter 's'.

k

Handwriting practice lines (solid top and bottom, dashed middle) for the letter 'k'.

Wednesday

Look at each number.
Write the number that is one LESS than the number written.

8

1

9

2

6

4

7

3

5

Thursday

Say each picture and clap the number of syllables in each word.
Circle the number of syllables you hear.



pumpkin

1 2 3




ghost

1 2 3



mummy

1 2 3



spider

1 2 3



candy

1 2 3



skeleton

2 3 4



bat

1 2 3



monster

1 2 3





witch

1 2 3

Monday

Look at each picture.
Draw a line connecting each set of two pictures that rhyme.



Tuesday

Write the room: Find a word that begins with each letter and write it on the line.

t

r

i

c

k

Wednesday

Start at 12 and count orally to 30 for someone in your family.
Challenge: Write the numbers on the lines.

12

Thursday

Find a picture in a magazine that starts with each letter.
Glue it next to the letter it begins with.

n


w

t

h

Monday

Have an adult read you a book.
Draw a picture of the main character and the setting.



main character



setting

Tuesday

Write the room: Find a word that begins with each letter
and write it on the line.

t

Handwriting practice lines for the letter 't', consisting of a solid top line, a dashed middle line, and a solid bottom line.

r

Handwriting practice lines for the letter 'r', consisting of a solid top line, a dashed middle line, and a solid bottom line.

e

Handwriting practice lines for the letter 'e', consisting of a solid top line, a dashed middle line, and a solid bottom line.

a





Handwriting practice lines for the letter 'a', consisting of a solid top line, a dashed middle line, and a solid bottom line.





t


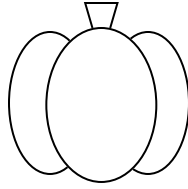

Handwriting practice lines for the letter 't', consisting of a solid top line, a dashed middle line, and a solid bottom line.

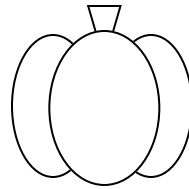



Wednesday

Look at each pattern. Draw what comes next on the lines.









Thursday

Look at each picture.
Write the letter sound that you hear at the beginning of each word.




















Monday

Look at the picture. Write a simple sentence about the picture.



Four sets of handwriting lines, each consisting of a solid top line, a dashed middle line, and a solid bottom line.

Tuesday

Write the room: Find a word that begins with each letter and write it on the line.

c

a

n

d

y

Four sets of handwriting lines, each consisting of a solid top line, a dashed middle line, and a solid bottom line. Each set has a thick black horizontal bar on the solid top line.

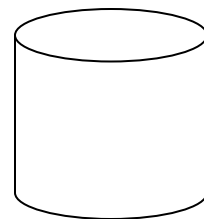
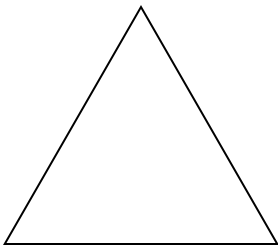

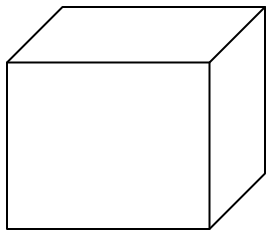
Wednesday

Count the objects in different arrangements and write the number on the line.



Thursday

Decide if each shape is a flat shape (2D) or a solid shape (3D). Write your answer on the line.




Monday

Say each picture and clap the number of syllables in each word.
Circle the number of syllables you hear.



vampire

2 3 4



crow

1 2 3



flashlight

2 3 4



apple

2 3 4



moon

1 2 3



Jack-o-lantern

2 3 4



werewolf

2 3 4



mask

1 2 3



web

1 2 3

Tuesday

Write the room: Find a word that begins with each letter and write it on the line.

g

h

o


s




t

Handwriting practice lines for the word 'room'. Each letter has a set of three lines: a solid top line, a dashed middle line, and a solid bottom line. A thick black horizontal bar is placed on the solid bottom line of each set.

Wednesday

Count the different kinds of candy. Graph your results.



6			
5			
4			
3			
2			
1			
			

Thursday

Figure out which word belongs in each set of boxes and write it correctly in the boxes.

Word list

cat

pumpkin

Halloween

candy

mask

spooky

