


May



	Monday	Tuesday	Wednesday	Thursday
Week 1 <u>Sight Words</u>	Write the "og" words. Color the frogs in a pattern.	Write "sh" or "ch" to show the beginning sound. Jump one time like a frog. Use spoons to measure how far you jumped.	Write 1 or 2 sentences to tell whether or not you would like to have a frog as a pet. Why or why not? Hop 100 times!	Mother's Day is on Sunday. Write 1 or 2 sentences telling what you like to do with your mom. Draw a picture of you and your mother.
Week 2 <u>Sight Words</u> number words Days of the Week	Fill in the dates on the May calendar. Sing the months of the year song to someone in your family.	Write "yes" or "no" to tell whether the foods are healthy. Say the days of the week in order.	Color the days of the week in order. Count the dots on each butterfly. Write the number.	Write the long O words. Remember to use a "silent e". Draw pictures to solve the problem. Write the addition problem.
Week 3 <u>Sight Words</u>	Write the long I words. Remember to use a "silent e". Draw pictures to solve the problem. Write the addition problem.	Write the long I words. Remember to use a "silent e". Draw pictures to solve the problem. Write the addition problem.	Write the name of each insect. Take a walk outside to look for the insects. Make tally marks to show how many of each you saw.	Draw a silly bug. Describe your bug (what it looks like, what it does). Say the months of the year in order.
Week 4 <u>Sight Words</u> in out have	Memorial Day No School	Use pennies to measure the height of each animal. Write the number and number word.	Write the names of each zoo animal. Color the page border in a pattern.	Write 1 or 2 sentences telling about your favorite zoo animal. Count backwards from 20.

Monday 1

og



Handwriting practice lines (top, dashed middle, bottom) for the word 'dog'.



Handwriting practice lines (top, dashed middle, bottom) for the word 'log'.



Handwriting practice lines (top, dashed middle, bottom) for the word 'frog'.



Handwriting practice lines (top, dashed middle, bottom) for the word 'pig'.



Handwriting practice lines (top, dashed middle, bottom) for the word 'chair'.



Handwriting practice lines (top, dashed middle, bottom) for the word 'chair'.



Handwriting practice lines (top, dashed middle, bottom) for the word 'backpack'.



Handwriting practice lines (top, dashed middle, bottom) for the word 'axe'.



Handwriting practice lines (top, dashed middle, bottom) for the word 'ship'.



Handwriting practice lines (top, dashed middle, bottom) for the word 'ship'.



Handwriting practice lines (top, dashed middle, bottom) for the word 'treasure'.




Handwriting practice lines (top, dashed middle, bottom) for the word 'treasure'.

Tuesday 1



How far did you jump?

Blank lines for writing the answer to the jump measurement question.



Wednesday |

Handwriting practice lines for Wednesday. The section contains three sets of horizontal lines. Each set consists of a solid top line, a dashed middle line, and a solid bottom line, providing a guide for letter height and placement.

Thursday |

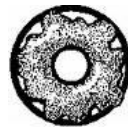
Handwriting practice lines for Thursday. The section contains three sets of horizontal lines. Each set consists of a solid top line, a dashed middle line, and a solid bottom line, providing a guide for letter height and placement.

May

Sunday	Monday	Tuesday	Wednesday	Thursday	Friday	Saturday

Write "yes" or "no" to tell if each food is healthy.








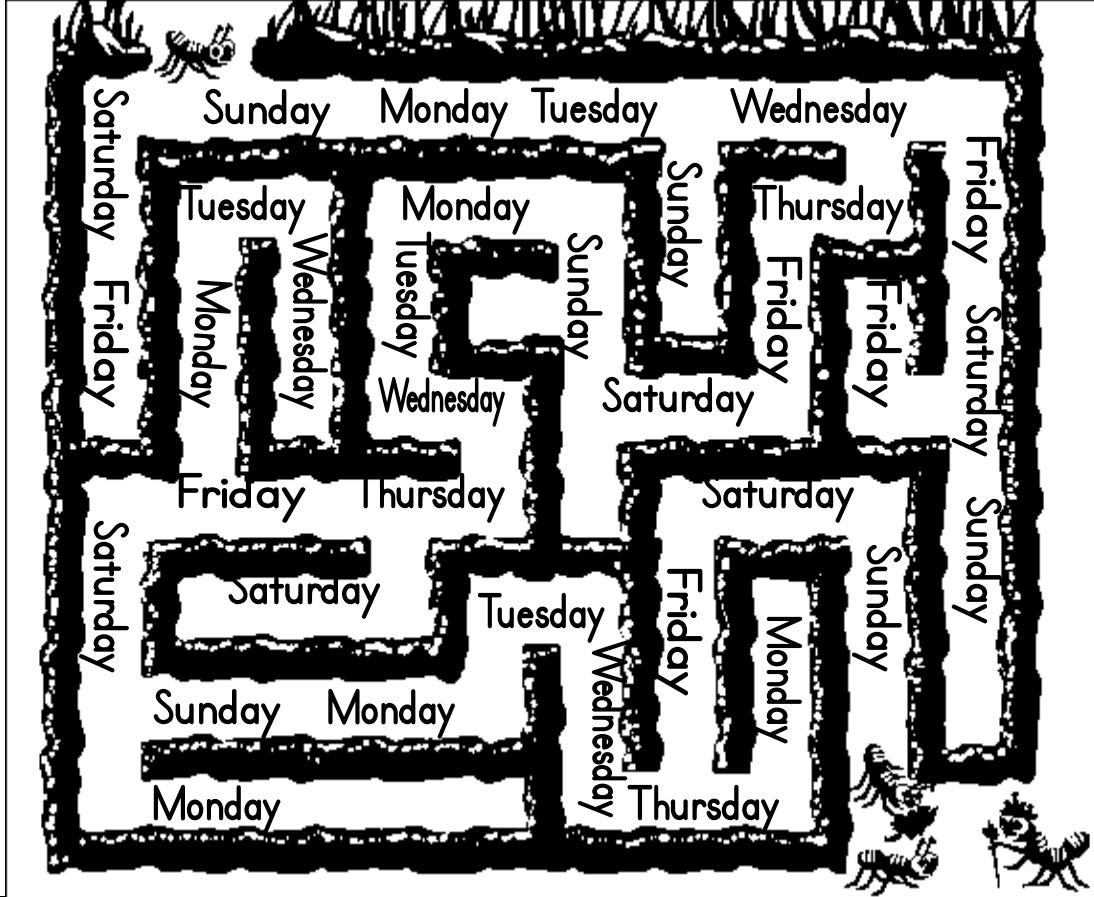








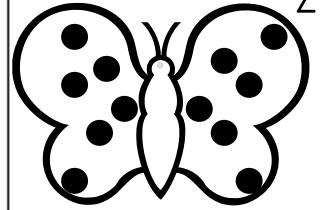




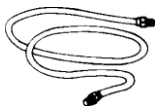


Wednesday

2



Thursday 2





I saw 3 green butterflies. Then I saw 2 red butterflies. How many butterflies did I see in all?

_____ + _____ = _____



Monday 3









.....

The caterpillar ate 4 green apples and 4 red apples. How many apples did he eat in all?

_____ + _____ = _____



Tuesday 3









.....

There were 6 bees in the hive. Then 2 more bees came. How many bees were in the hive?

_____ + _____ = _____



Handwriting practice lines (top, dashed middle, bottom) for the bee illustration.

Blank rectangular box for labeling the bee.

Wednesday 3



Handwriting practice lines (top, dashed middle, bottom) for the ant illustration.

Blank rectangular box for labeling the ant.

fly
bee
ant
butterfly



Handwriting practice lines (top, dashed middle, bottom) for the fly illustration.

Blank rectangular box for labeling the fly.



Handwriting practice lines (top, dashed middle, bottom) for the butterfly illustration.

Blank rectangular box for labeling the butterfly.

Thursday 3



Large handwriting practice area with multiple sets of lines (top, dashed middle, bottom) for independent practice.

Memorial Day!









Monday 4



Tuesday 4



_____	_____	_____	_____
-----	-----	-----	-----
_____	_____	_____	_____
_____	_____	_____	_____
-----	-----	-----	-----
_____	_____	_____	_____

		_____							Wednesday 4	
		-----							-----	
		_____							_____	
		_____							_____	
		-----							-----	
		_____							_____	
		_____							_____	
		-----							-----	
		_____							_____	
		_____							_____	
		-----							-----	
		_____							_____	

Thursday 4
